



SB28

HIGH POWER SUBWOOFER

The **SB28** enclosure is a recommended subwoofer companion for the KI, KUDO®, V-DOSC® and ARCS® systems, lowering the combined system operating range down to 25 Hz.

The SB28 contains two 18" direct radiating LF transducers integrated into a bass-reflex tuned enclosure. The specially designed 18" transducers provide an exceptional cone excursion capability combined with low thermal compression even at the very highest operating levels. The bass-reflex vents feature a progressive profile allowing laminar airflow. The association of the modern components with the new vents delivers a greatly improved +5 dB peak SPL output compared to the previous standards.

The control and amplification of the SB28 is managed by the LA8 platform. The DSP filtering encompasses advanced crossover functions, system EQ, and L-DRIVE thermal and over-excursion protection of the transducers. The L-ACOUSTICS® LA8 amplified controller offers the following drive modes:

- The "standard" mode using SB28 as a companion to KI, KUDO®, V-DOSC® and ARCS®, featuring a low-pass filter at 60 Hz ([SB28_60] preset) or closely coupled to ARCS® with a low-pass filter at 100 Hz ([SB28_100] preset)
- The "cardioid" mode using SB28 as a companion to KI, KUDO®, V-DOSC®, and ARCS®, featuring a low-pass filter at 60 Hz ([SB28_60_C] preset) or closely coupled to ARCS® with a low-pass filter at 100 Hz ([SB28_100_C] preset).

The performance of the SB28 enclosure depends upon the choice of preset and physical system configuration.

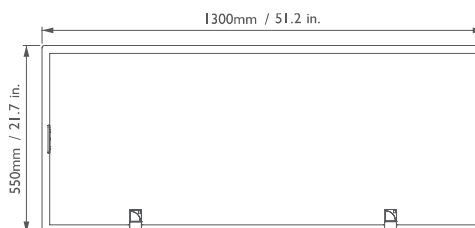
Made of high grade Baltic birch plywood, the cabinet also features industry standard Aeroquip® rails for line array rigging.



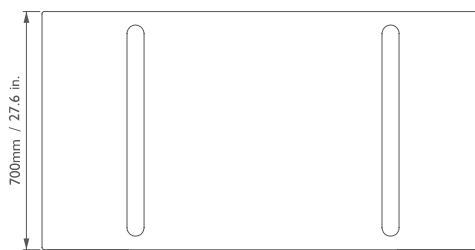
Low frequency limit (-10dB)	25 Hz ([SB28_100] preset)
Maximum SPL¹	142 dB ([SB28_100] preset)
RMS handling capability	1225 W ([SB28_100] preset)
Components	LF: 2 x 18" weather-resistant, (4" coil, aluminium die-cast basket, vented magnet design) Nominal impedance: 4 ohms
Physical data	W x H x D: 1300 x 550 x 700 mm - 51.2 x 21.7 x 27.6 in Weight (net): 93 kg - 205 lbs. Connectors: 1 x 4-pin Speakon® Material: 18 and 24 mm Baltic birch plywood Finish: dark grey brown Pantone® 426C Front: polyester powder-coated steel grill, airnet® acoustically neutral fabric Rigging: integrated rails for flying, stacking runners

¹ Peak level at 1 m under half space conditions using pink noise with crest factor 4 (preset specified in brackets).

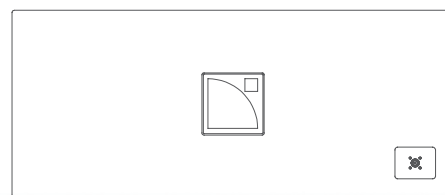
² Installation guidelines are specified in the SOUNDVISION software designed to help with L-ACOUSTICS® product implementation.



FRONT



TOP



REAR