

### MODEL SM58 □ UNIDIRECTIONAL DYNAMIC MICROPHONE



### OVERVIEW

The Shure SM58 □ is a unidirectional (cardioid) dynamic vocal microphone designed for professional vocal use in sound reinforcement and studio recording. A highly effective, built-in, spherical filter minimizes wind and breath “pop” noise. A cardioid pickup pattern isolates the main sound source while minimizing unwanted background noise. The SM58 has a tailored vocal re-

sponse for a sound which is a world standard. Rugged construction, a proven shock mount system, and a steel mesh grille ensure that even with rough handling, the SM58 will perform consistently. Outdoors or indoors, singing or speech—the SM58 is the overwhelming choice of professionals worldwide.

### FEATURES

- § Frequency response tailored for vocals, with brightened midrange and bass rolloff
- § Uniform cardioid pickup pattern isolates the main sound source and minimizes background noise
- § Pneumatic shock-mount system cuts down handling noise
- § Effective, built-in spherical wind and pop filter

- § Supplied with break-resistant stand adapter which rotates 180°
- § Legendary Shure quality, ruggedness, and reliability

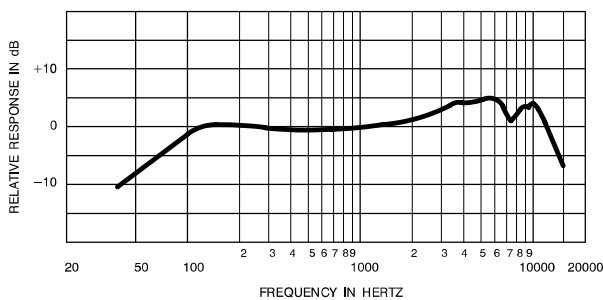
### SPECIFICATIONS

#### Type

Dynamic (moving coil)

#### Frequency Response

50 to 15,000 Hz



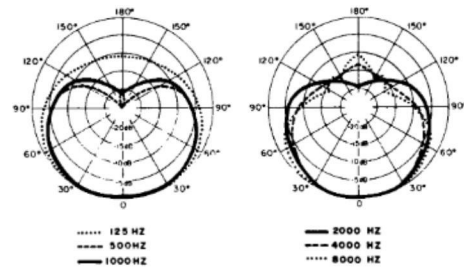
TYPICAL FREQUENCY RESPONSE

#### Polar Pattern

Unidirectional (cardioid), rotationally symmetrical about microphone axis, uniform with frequency (see Figure 3)

#### Models

- SM58
- SM58S (With On/Off Switch)



TYPICAL POLAR PATTERNS

#### Sensitivity (at 1,000 Hz Open Circuit Voltage)

-54.5 dBV/Pa (1.85 mV)  
1 Pa = 94 dB SPL

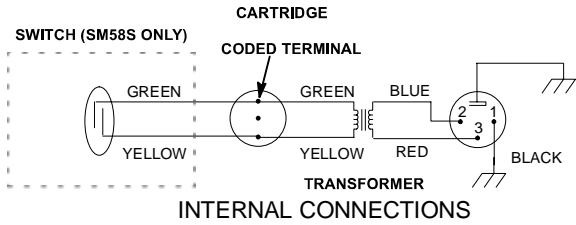
#### Impedance

Rated impedance is 150 Ω (300 Ω actual) for connection to microphone inputs rated low impedance

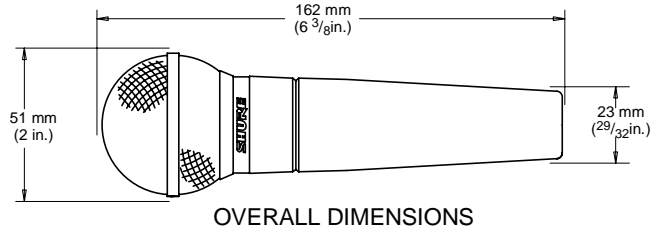
#### Polarity

Positive pressure on diaphragm produces positive voltage on pin 2 with respect to pin 3

**Internal Connections**



**Overall Dimensions**



**Connector**

Three-pin professional audio connector (male XLR type)

**Case**

Dark gray, enamel-painted, die cast metal; matte-finished, silver colored, spherical steel mesh grille

**Swivel Adapter**

Positive-action, break-resistant, adjustable through 180°, with standard 5/8 in.-27 thread

**Net Weight**

298 grams (10.5 oz)

**FURNISHED ACCESSORIES**

- Swivel Stand Adapter ..... A25D
- Storage Bag ..... 26A13

**REPLACEMENT PARTS**

- Cartridge ..... R59
- Screen and Grille Assembly ..... RK143G

**OPTIONAL ACCESSORIES**

- Windscreen ..... A58WS Series (8 colors available)
- Desk Stand ..... S37A, S39A
- Isolation Mount ..... A55M
- Dual Mount ..... A26M
- Cable (7.6 m [25 ft]) ..... C25E, C25F